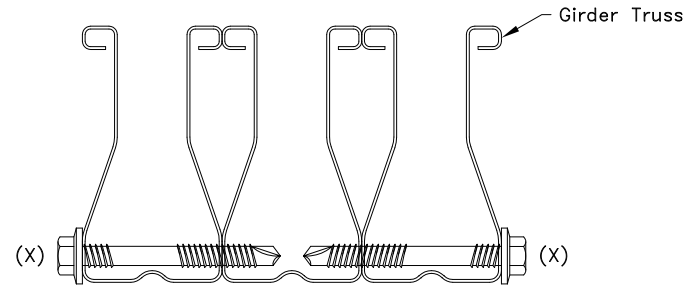
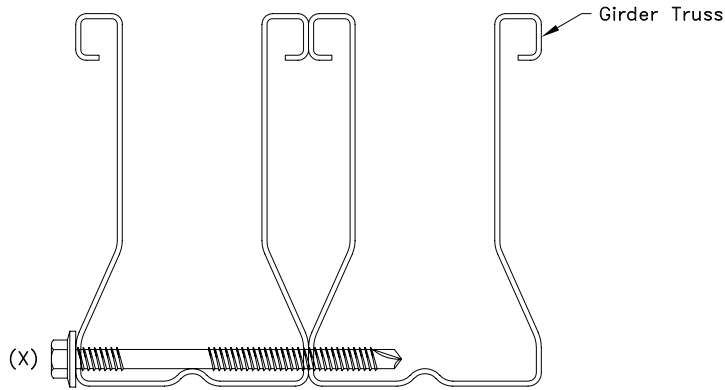


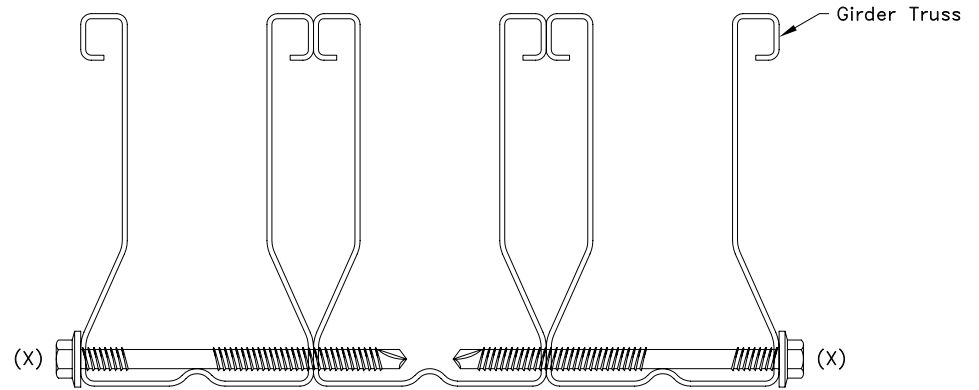
TSC2.75 2-Ply Connection



TSC2.75 3-Ply Connection



TSC3.00 or TSC4.00 2-Ply Connection



TSC3.00 or TSC4.00 3-Ply Connection

X Denotes Number Of Fasteners To Be Applied At Each Hanger Location

X = Number of required fasteners	Maximum Reaction R and Uplift U from Supported Truss lbs (kN)					
	For 28TSC girder truss	For 33TSC girder truss	For 43TSC girder truss	For 54TSC girder truss	For 68TSC girder truss	For 97TSC girder truss
1	350 (1.56)	440 (1.96)	650 (2.89)	920 (4.09)	1300 (5.78)	1360 (6.05)
2	700 (3.11)	880 (3.91)	1310 (5.83)	1360 (6.05)	1360 (6.05)	
3	1060 (4.72)	1320 (5.87)	1360 (6.05)			
4	1360 (6.05)	1360 (6.05)				

General Notes:

1. If more than one fastener is required, spacing and end distance of fasteners = 3/4" (19mm).
2. Fastener connection shown to be applied within 12" (305mm) of the supported truss.
3. Fastener(s) shall not be located at a panel point.
4. Fasteners(X) = 14AMDB2.125 for TSC2.75 and 14AMD3.5 for TSC3.00 or TSC4.00
5. Cold-Formed Steel Calculations are per the AISI 2016 "North American Specifications for the Design of Cold-Formed Steel Structural Members" (S100-16).



www.TrusSteel.com

Florida: 6750 Forum Drive, Suite 305 / Orlando, FL 32821 / (800) 755-6001  
 Missouri: 13723 Riverport Drive, Suite 200 / Maryland Heights, MO 63043 / (800) 326-4102

TSC2.75, TSC3.00 or TSC4.00  
 Ply-To-Ply Connection When Hangers  
 Are Used To Support Trusses

Alpine, a division of ITW Building Components Group, Inc. shall not be responsible for any performance failure in a connection due to a deviation from this detail. Any variation from this detail shall be approved in advance by Alpine, a division of ITW Building Components Group, Inc.

Standard Detail:  
 TS023

Date:  
 10/11/18

TrusSteel Detail Category:  
 Ply-To-Ply Connections