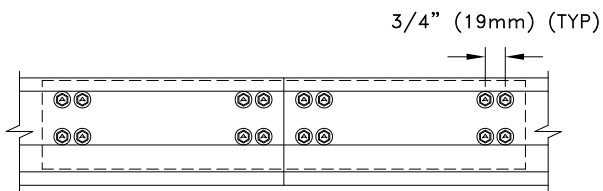
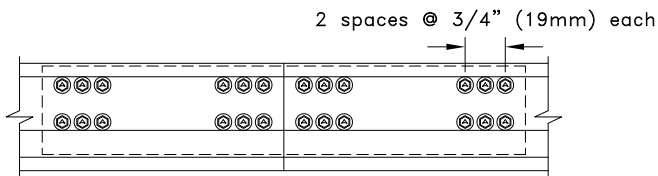


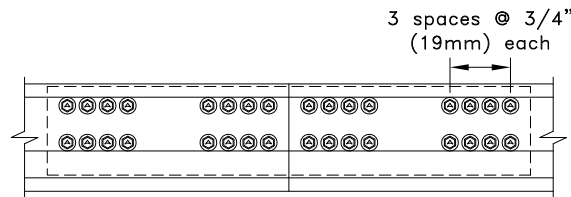
12" (305mm) or 18" (457mm) Splice



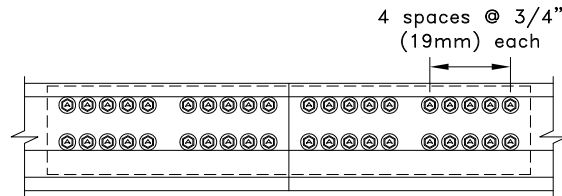
12" (305mm) or 18" (457mm) Splice



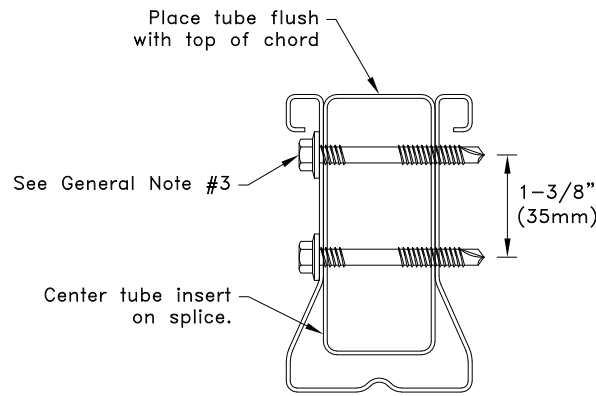
12" (305mm) or 18" (457mm) Splice



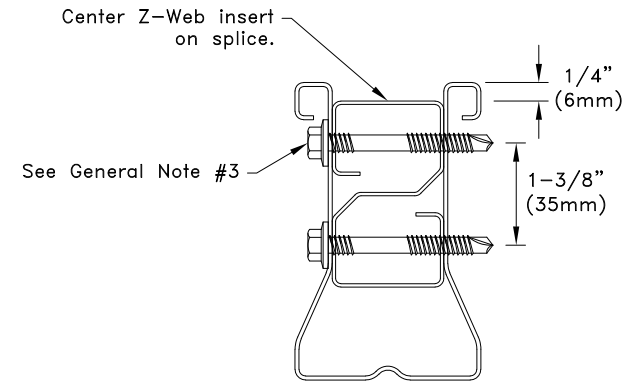
18" (457mm) Splice Only



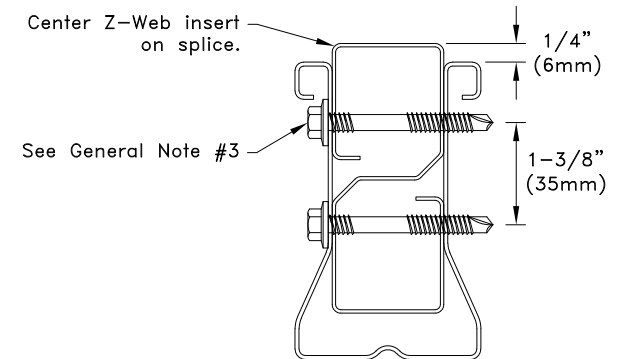
18" (457mm) Splice Only



TSC4.00 With 47W1.5x2.5 or 63W1.5x3.5 Tube Splice



TSC4.00 With Z1.5x2.50 Z-Web Splice



TSC4.00 With Z1.5x3.62 Z-Web Splice

**General Notes:**

1. SDS = Self-Drilling Tapping Screw.
2. Fastener spacing and end distance is 3/4" (19mm) minimum.
3. Fasteners may be #14SDS from each side or 14AMDR2.375 from one side (14AMDB2.125 fasteners may be substituted for 14AMDR2.375 fasteners when the chord is 22g, 20g, 18g, or 16g). Refer to approved truss drawings for fastener type, splice member length, splice member type and detail call out.
4. Dimensions are typical for both sides of splice per splice detail.



www.TrusSteel.com

155 Harlem Ave., North Building, 4th Floor / Glenview, IL 60025 / (800) 755-6001

**TSC4.00 Splices**

Alpine, a division of ITW Building Components Group, Inc. shall not be responsible for any performance failure in a connection due to a deviation from this detail. Any variation from this detail shall be approved in advance by Alpine, a division of ITW Building Components Group, Inc.

**Standard Detail:**  
TS012E

**Date:**  
06/01/22

**TrusSteel Detail Category:**  
Chord Splices