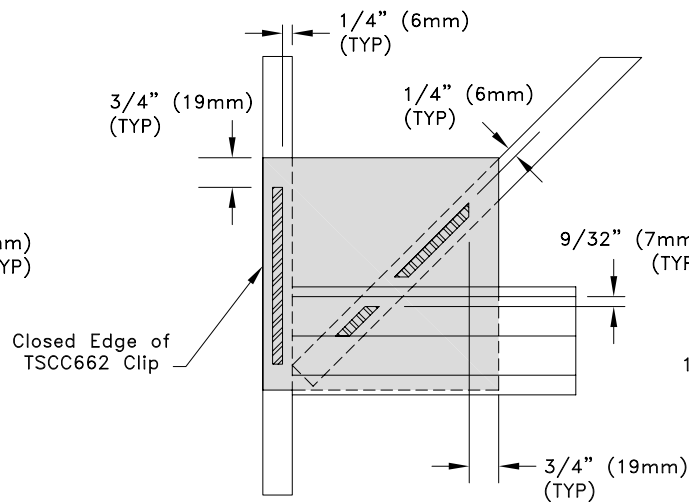
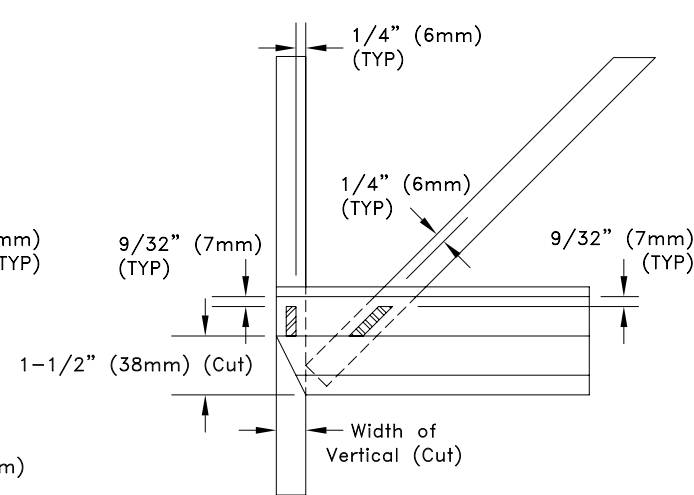


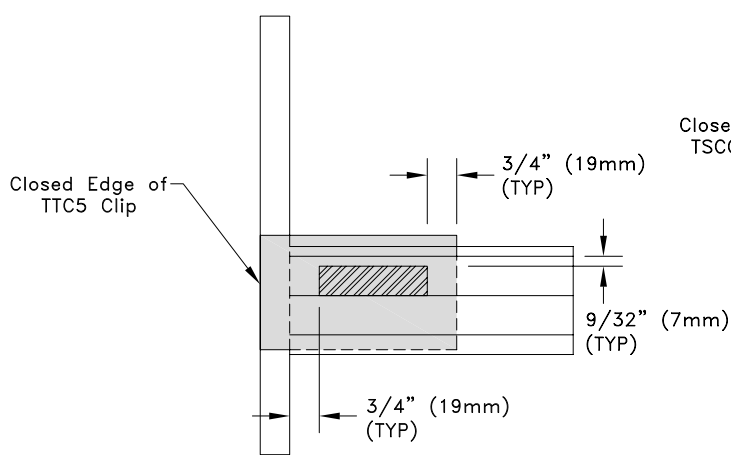
Fasteners Through The Web Area
TTC5 Clip



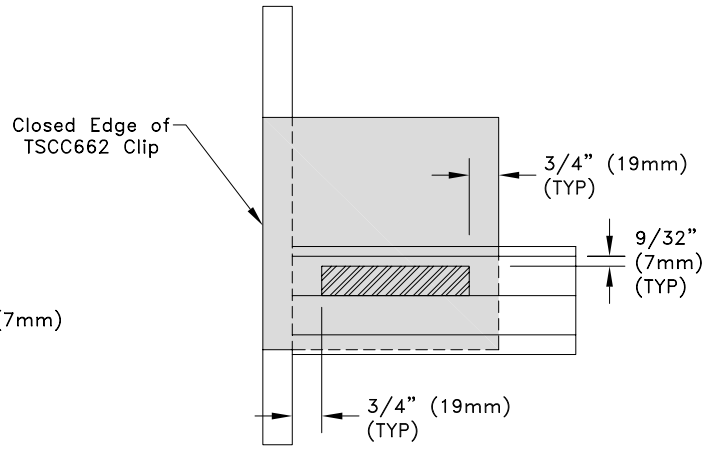
Fasteners Through The Web Area
TSCC662 Clip



Fasteners Through The Web Area
Coped Chord



Fasteners Through The Chord Area
TTC5 Clip



Fasteners Through The Chord Area
TSCC662 Clip

General Notes:

1. Fastener spacing and end distance is 3/4" (19mm) minimum, except as shown.
2. Refer to approved truss drawings for required fastener type and quantities for each fastener contact area.
3. Fastener contact areas that coincide with other contact areas may use a common fastener for both areas. This will result in a reduction in the total number of fasteners required at the pitch break joint.
4. = Fastener contact area.
5. Dashed lines indicate portion of web or clip that is inside clip or chord, respectively.



www.TrusSteel.com

Florida: 6750 Forum Drive, Suite 305 / Orlando, FL 32821 / (800) 755-6001
Missouri: 13723 Riverport Drive, Suite 200 / Maryland Heights, MO 63043 / (800) 326-4102

TSC2.75 Clipped and Coped Connection Fastener Areas

Alpine, a division of ITW Building Components Group, Inc. shall not be responsible for any performance failure in a connection due to a deviation from this detail. Any variation from this detail shall be approved in advance by Alpine, a division of ITW Building Components Group, Inc.

Standard Detail:

TS004D

Date:

10/11/18

TrusSteel Detail Category:

Pitch Break Connections